

PLUS SLG/SLXG

Multistage Vertical

Stainless steel multistage vertical pumps. For non-loaded clean fluids, pressurizing system, irrigation, drinking and glycol water, water treatment, food industry, heating and air conditioning, washing system.



PLUS 3-5-7-9 SLG



PLUS 3-5-7 SLXG



PLUS 9 SLXG



Construction features

Pump body	cast iron (SLG); stainless steel AISI 304 (SLXG)
Motor bracket	cast iron
Impellers, diffusers, shell, motor shaft	stainless steel AISI 304
Mechanical seal	graphite-tungsten carbide-EPDM
Intermediate shaft guiding stage bush	ceramic-tungsten carbide
Ambient temperature	max 40 °C
Liquid temperature	-15 ÷ +110 °C
Max operating pressure	max 25 bar
Pump body gasket	EPDM

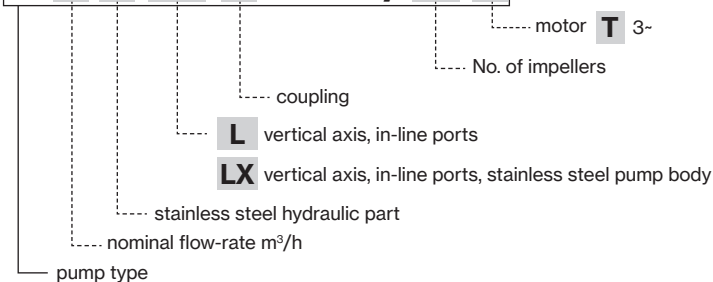
Motor

2 poles induction motor	3- 230/400V - 50Hz P ≤ 4kW 3- 400/690V - 50Hz P > 4kW
Insulation class	F
Protection degree	IPX5

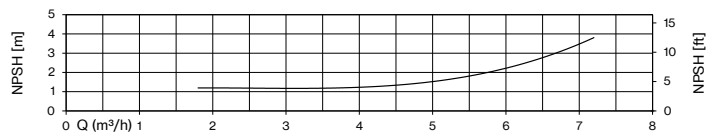
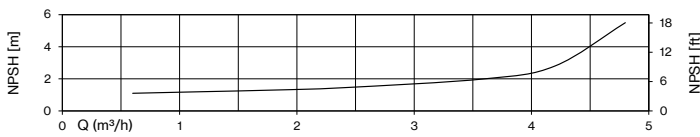
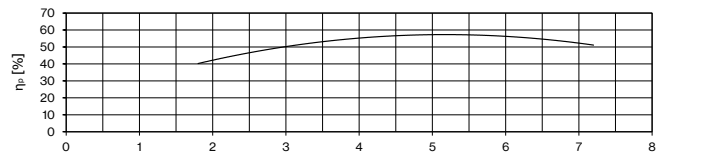
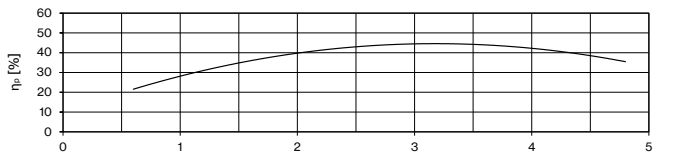
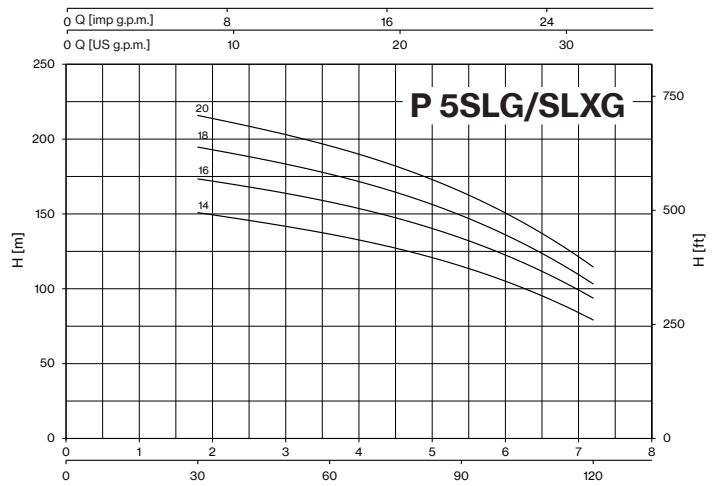
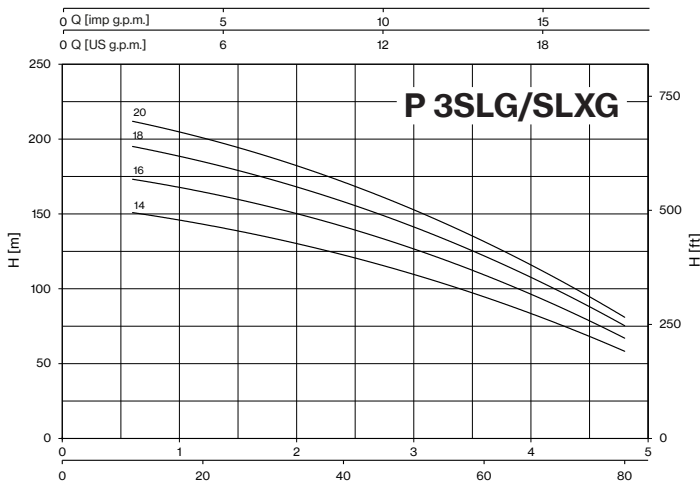


MODEL	LOTS			
	TRUCK		CONTAINER	
	PALLET (cm)	N° pumps	PALLET (cm)	N° pumps
P 3SLG/SLXG-350/14T-380/16T	100×120×150	12	100×120×150	12
P 3SLG/SLXG-400/18T-450/20T	100×135×150	12	100×135×150	12
P 5SLG/SLXG-400/14T-450/16T	100×120×150	12	100×120×150	12
P 5SLG/SLXG-550/18T-600/20T	100×135×150	12	100×135×150	12
P 7SLG/SLXG-750/12T-800/14T	100×120×150	12	100×120×150	12
P 7SLG/SLXG-900/16T-1000/20T	100×135×150	12	100×135×150	12
P 9SLG/SLXG-750/12T-800/14T	100×120×150	12	100×120×150	12
P 9SLG/SLXG-900/16T-1000/20T	100×135×150	12	100×135×150	12

P 3 S L X G - 350 / 14 T



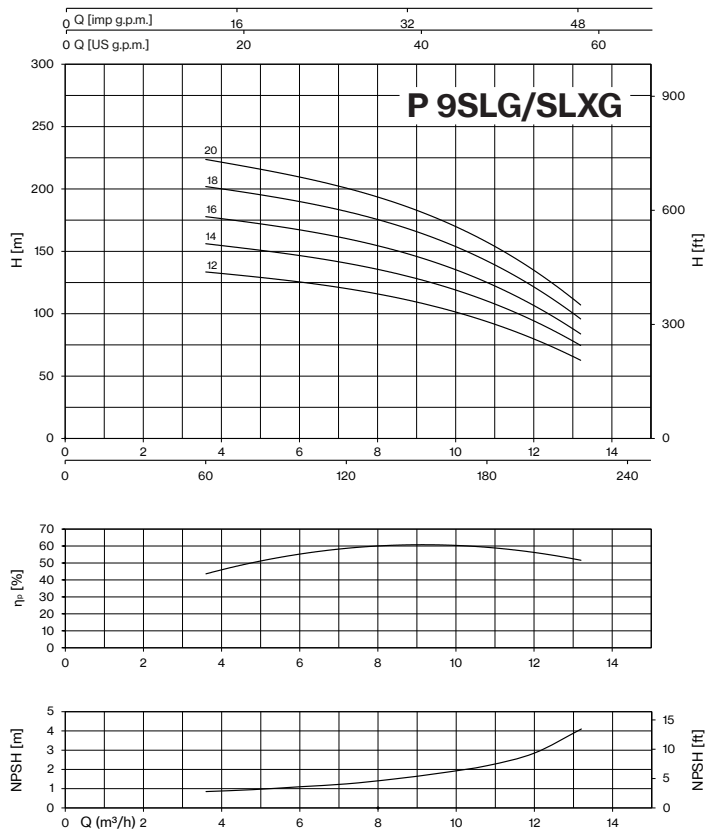
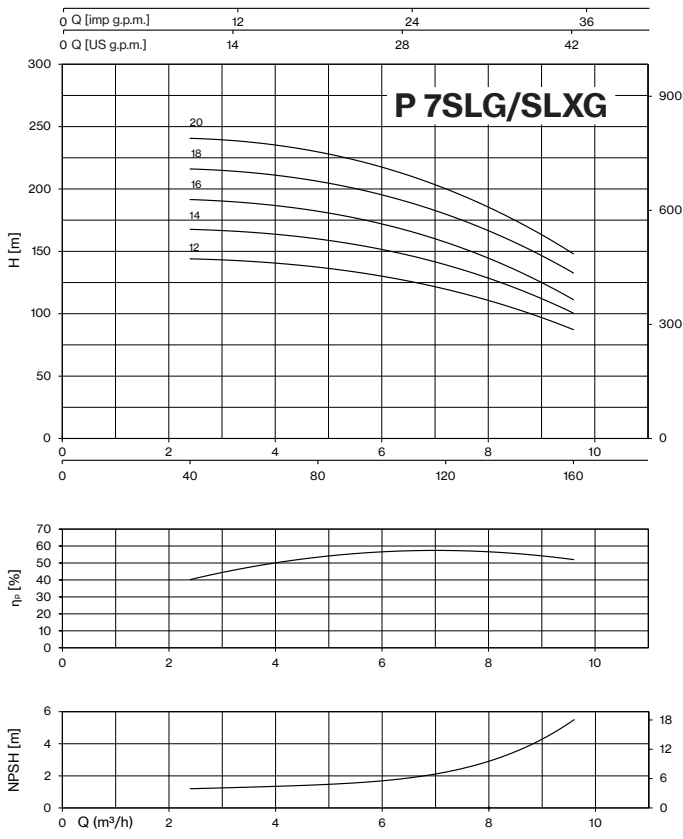
PLUS SLG/SLXG



TYPE - 50 Hz	P2		P1	CURRENT 3- 400V	Q (m³/h - l/min)							
					0	0,6	1,2	1,8	2,4	3,6	4,8	
					0	10	20	30	40	60	80	
3-	HP	kW	kW	A	H (m)							
P 3...-350/14T	3	2,2	2,5	4,7	154,8	150,9	143,2	133,7	122,5	94,7	58,2	
P 3...-380/16T	4	3	2,9	5,5	177,5	173,2	164,6	154,5	141,3	109,4	67,0	
P 3...-400/18T	4	3	3,2	6,0	200,3	195,1	184,9	172,8	158,0	122,1	75,3	
P 3...-450/20T	4	3	3,6	6,5	218,3	211,9	200,6	187,4	171,4	131,5	81,0	

TYPE - 50 Hz	P2		P1	CURRENT 3- 400V	Q (m³/h - l/min)						
					0	1,8	2,4	3,6	4,8	6	7,2
					0	30	40	60	80	100	120
3-	HP	kW	kW	A	H (m)						
P 5...-400/14T	4	3	3,5	6,3	159,2	150,7	146,7	136,6	122,9	105,5	79,0
P 5...-450/16T	5,5	4	4,1	7,9	182,0	173,2	169,1	158,0	142,9	122,9	93,6
P 5...-550/18T	5,5	4	4,5	8,3	204,4	194,4	189,5	176,5	159,6	136,3	103,2
P 5...-600/20T	5,5	4	5,0	8,9	226,7	215,5	210,0	195,5	176,3	151,1	114,5

PLUS SLG/SLXG

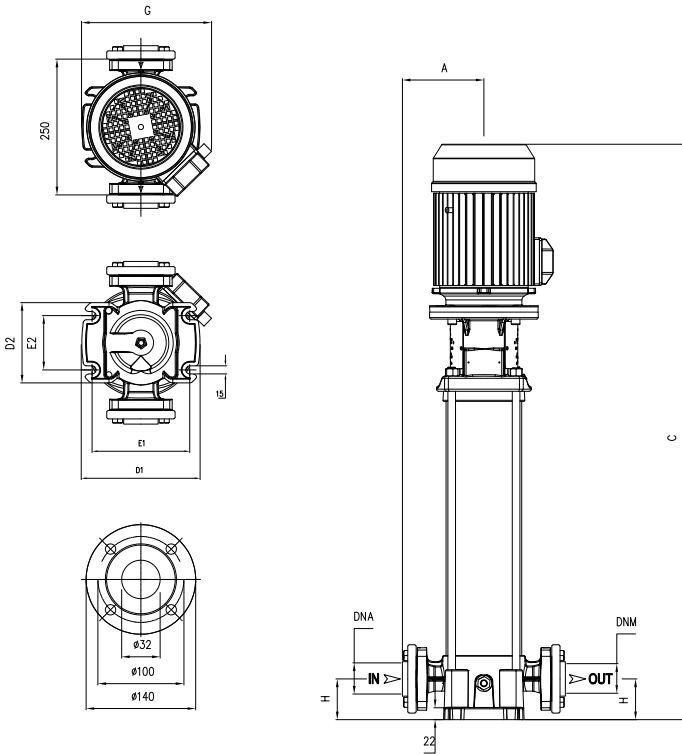


TYPE	P2		P1 (kW)	A	Q (m³/h - l/min)							
					3~	0	2,4	3,6	4,8	6	7,2	9,6
						0	40	60	80	100	120	160
3~	HP	kW	3~	3-400V 50 Hz	H (m)							
P 7...-750/12T	7,5	5,5	5,1	9,9	143,7	143,7	142,6	137,0	129,6	119,8	87,0	
P 7...-800/14T	7,5	5,5	5,9	10,9	167,6	167,3	165,9	159,6	151,0	139,5	100,3	
P 7...-900/16T	7,5	5,5	6,7	12,0	191,5	191,2	189,3	181,7	171,5	157,7	111,1	
P 7...-950/18T	10	7,5	7,4	12,4	215,5	215,7	213,9	205,8	194,7	179,8	132,3	
P 7...-1000/20T	10	7,5	8,2	13,5	240,3	240,2	238,4	229,3	216,8	200,3	147,7	

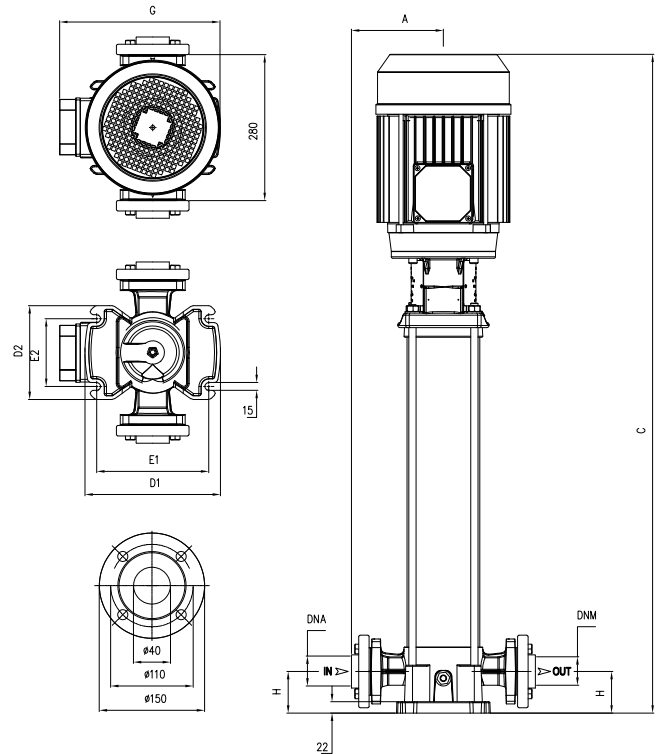
TYPE	P2		P1 (kW)	A	Q (m³/h - l/min)								
					3~	0	3,6	4,8	6	7,2	9,6	12	13,2
						0	60	80	100	120	160	200	220
3~	HP	kW	3~	3-400V 50 Hz	H (m)								
P 9...-750/12T	7,5	5,5	5,3	10,1	141,3	133,2	130,4	125,4	119,7	105,1	79,6	62,7	
P 9...-800/14T	7,5	5,5	6,1	11,1	165,5	155,7	152,6	146,5	139,9	123,4	94,0	74,6	
P 9...-900/16T	10	7,5	6,9	12,8	188,7	177,6	173,6	167,1	159,7	140,4	106,2	83,9	
P 9...-950/18T	10	7,5	7,6	12,7	213,8	201,6	197,3	189,6	181,2	159,9	121,0	96,0	
P 9...-1000/20T	10	7,5	8,5	13,9	236,7	223,1	218,3	209,3	199,8	176,1	134,5	107,0	



P 3-5-7 SLG/SLXG





P 9 SLG/SLXG



TYPE	DIMENSIONS (mm)										Kg	
	A	C	D1	D2	E1	E2	G	H	DNA	DNM	SLG	SLXG
P 3SLG-350/14T	155	932	220	150	180	100	236	75	1" ¼ G	1" ¼ G	54	
P 3SLG-380/16T	155	977	220	150	180	100	236	75			58,5	
P 3SLG-400/18T	155	1025	220	150	180	100	236	75	1" ¼ G	1" ¼ G	60,5	
P 3SLG-450/20T	155	1098	220	150	180	100	251	75			65,5	
P 3SLXG-350/14T	155	932	260	180	215	130	236	75	1" ¼ G	1" ¼ G	53,5	
P 3SLXG-380/16T	155	977	260	180	215	130	236	75			58	
P 3SLXG-400/18T	155	1025	260	180	215	130	236	75	1" ¼ G	1" ¼ G	60,5	
P 3SLXG-450/20T	155	1098	260	180	215	130	251	75			64,5	
P 5SLG-400/14T	155	932	220	150	180	100	251	75	1" ¼ G	1" ¼ G	57	
P 5SLG-450/16T	155	1000	220	150	180	100	251	75			66	
P 5SLG-550/18T	155	1048	220	150	180	100	251	75	1" ¼ G	1" ¼ G	68	
P 5SLG-600/20T	155	1098	220	150	180	100	260	75			70	
P 5SLXG-400/14T	155	932	260	180	215	130	251	75	1" ¼ G	1" ¼ G	56,5	
P 5SLXG-450/16T	155	1000	260	180	215	130	251	75			65,5	
P 5SLXG-550/18T	155	1048	260	180	215	130	251	75	1" ¼ G	1" ¼ G	68	
P 5SLXG-600/20T	155	1098	260	180	215	130	260	75			69	
P 7SLG-750/12T	155	940	220	150	180	100	260	75	1" ¼ G	1" ¼ G	70	
P 7SLG-800/14T	155	988	220	150	180	100	260	75			71,5	
P 7SLG-900/16T	155	1036	220	150	180	100	260	75	1" ¼ G	1" ¼ G	74	
P 7SLG-950/18T	155	1081	220	150	180	100	288	75			87,5	
P 7SLG-1000/20T	155	1128	220	150	180	100	288	75	1" ¼ G	1" ¼ G	87,5	
P 7SLXG-750/12T	155	940	260	180	215	130	260	75			70	
P 7SLXG-800/14T	155	988	260	180	215	130	260	75	1" ¼ G	1" ¼ G	71,5	
P 7SLXG-900/16T	155	1036	260	180	215	130	260	75			73,5	
P 7SLXG-950/18T	155	1081	260	180	215	130	288	75	1" ¼ G	1" ¼ G	87,5	
P 7SLXG-1000/20T	155	1128	260	180	215	130	288	75			88,5	
P 9...-750/12T	170	1027	260	180	215	130	280	80	1" ½ G	1" ½ G	74,5	73,5
P 9...-800/14T	170	1088	260	180	215	130	280	80			76,5	75
P 9...-900/16T	170	1147	260	180	215	130	280	80	1" ½ G	1" ½ G	83	82
P 9...-950/18T	170	1205	260	180	215	130	308	80			91,5	91
P 9...-1000/20T	170	1263	260	180	215	130	308	80	93,5	93		

PLUS V-SV-L-SL-LG-SLG Serie-Mechanical seal and bearings

MECHANICAL SEAL	PUMP MODEL	SHAFT		STANDARD MATERIAL	OPTIONAL
					2
	P3-100/5, P3-120/6, P5-120/4, P5-150/5, P5-180/6, P7-180/4, P7-250/5, P7-300/6, P9-200/4, P9-250/5, P18-250/3, P18-400/4	14mm / S	Rotating face Stationary face Elastomer	Graphite Ceramic EPDM	SiC SiC EPDM
	P3-150/7, P3-180/8, P3-200/9, P3-250/10, P3-280/11, P3-300/12, P5-200/7, P5-250/8, P5-280/9, P5-300/10, P5-350/11, P5-380/12, P7-350/7, P7-400/8, P7-450/9, P7-550/10, P9-300/6, P9-400/7, P9-450/8, P9-500/9, P9-550/10	14mm	Rotating face Stationary face Elastomer	Graphite SiC EPDM	SiC SiC EPDM
	P18-450/5, P18-550/6, P18-750/8, P18-900/9, P18-920/10, P18-1000/11	14mm / L	Rotating face Stationary face Elastomer	Graphite SiC EPDM	SiC SiC EPDM
	P3-350/14, P3-380/16, P3-400/18, P3-450/20, P5-400/14, P5-450/16, P5-550/18, P5-600/20, P7-750/12, P7-800/14, P7-900/16, P7-950/18, P7-1000/20, P9-750/12, P9-800/14, P9-900/16, P9-950/18, P9-1000/20	14mm / Balanced seal	Rotating face Stationary face Elastomer	Tungsten carbide Graphite EPDM	- - -

BEARINGS	PUMP MODEL	TYPE	
	P3-100/5, P3-120/6, P5-120/4	6202-ZZ	6302-ZZ C3
	P3-150/7, P3-180/8, P3-200/9, P3-250/10, 3- P3-280/11, 3- P3-300/12, P5-150/5, P5-180/6, P5-200/7, P5-250/8, 3- P5-280/9, 3- P5-300/10, P7-180/4, P7-250/5, 3- P7-300/6, P9-200/4, P9-250/5, 3- P9-300/6, P18-250/3	6203-ZZ	6304-ZZ C3
	1- P3-280/11, 1- P3-300/12, 1- P5-280/9, 1- P5-300/10, P5-350/11, P5-380/12, 1- P7-300/6, P7-350/7, P7-400/8, 1- P9-300/6, P9-400/7, P18-400/4, P3-350/14, P3-380/16, P3-400/18, P5-400/14	6203-ZZ	6305-ZZ C3
	P7-450/9, P7-550/10, P9-450/8, P9-500/9, P9-550/10, P18-450/5, P18-550/6	6204-ZZ	6306-ZZ-C3
	P3-450/20, P5-450/16, P5-550/18, P5-600/20	6204-ZZ	3206-ZZ C3
	P7-750/12, P7-800/14, P7-900/16, P9-750/12, P9-800/14, P9-900/16, P18-750/8, P18-900/9, P18-920/10	6206-ZZ C3	3306-ZZ C3
	P7-950/18, P7-1000/20, P9-950/18, P9-1000/20, P18-1000/11	6206-ZZ C3	3308-ZZ C3