



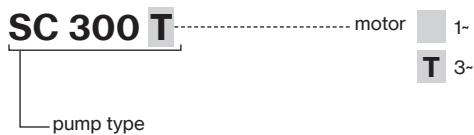
Centrifugal pumps characterized by medium flow rate and stable head as the flow rate changes. Suitable for flood and sprinkler irrigation, water withdrawal from reservoirs or canals and industrial applications.

Construction features


Pump body	cast iron
Motor bracket	cast iron
Impeller	cast iron
Mechanical seal	ceramic-graphite-NBR
Motor shaft	stainless steel AISI 303
Liquid temperature	0 - 90 °C
Operating pressure	max 6 bar

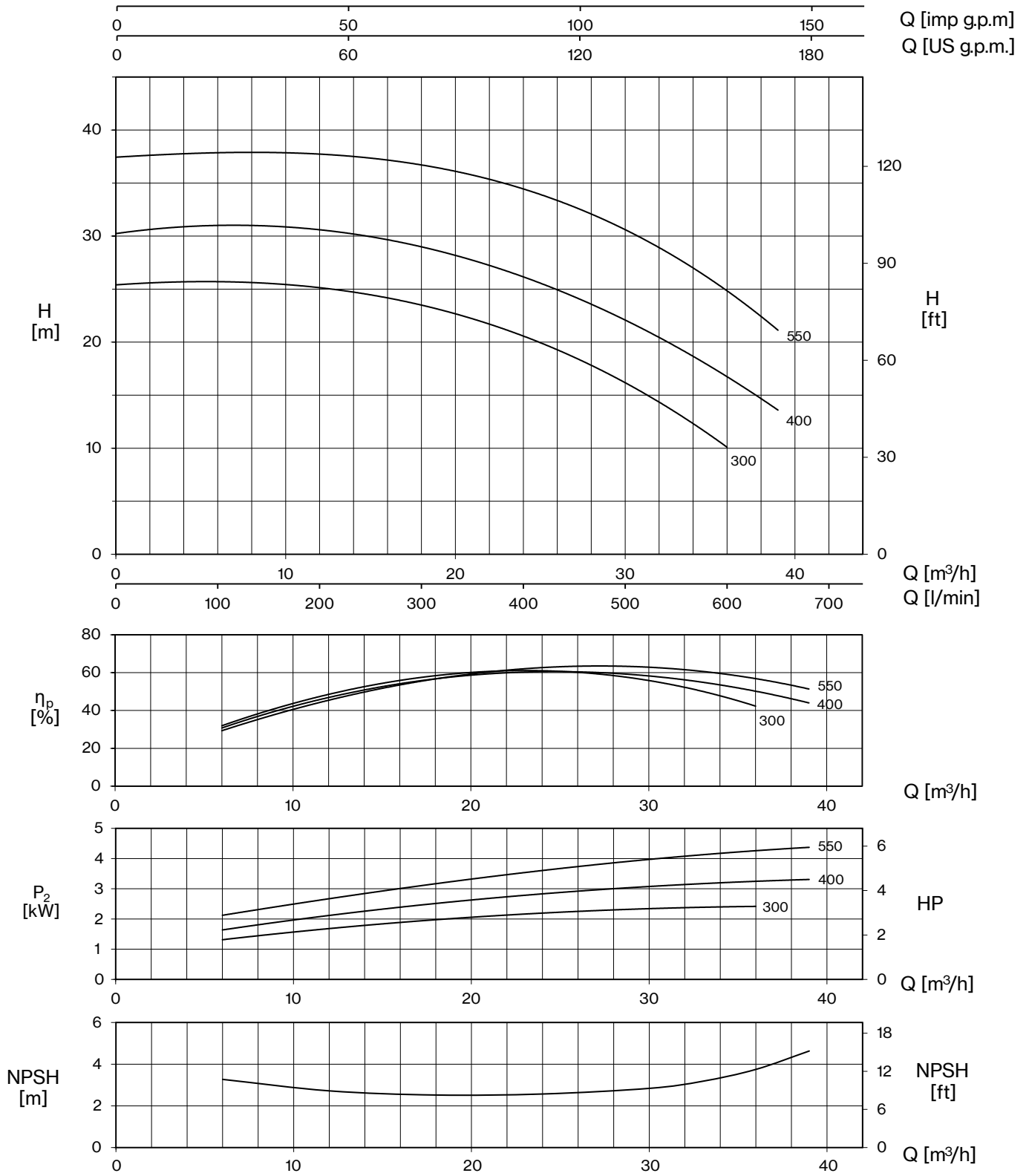
Motor

	3~ 230/400V - 50Hz
2 Poles induction motor	1~ 230V - 50Hz (with thermal protection)
Insulation class	F
Protection degree	IPX4

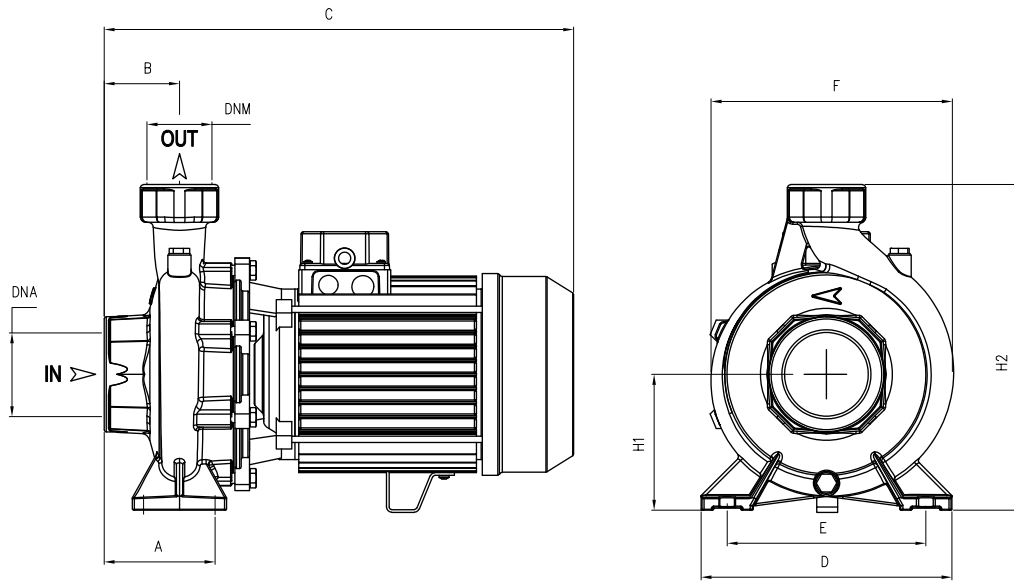




TYPE	LOTS			
	TRUCK		CONTAINER	
	PALLET (cm)	N° pumps	PALLET (cm)	N° pumps
SC 300÷550	85×11×140	30	85×110×180	30





TYPE - 50 Hz		P2		P1		CURRENT		Q (m³/h - l/min)								
1~	3~							1~	3~	1~	3~	0	6	12	18	24
		HP	kW	kW		A		H (m)								
								0	100	200	300	400	500	550	600	650
SC 300	SC 300T	3	2,2	2,8	2,8	12,7	5,2	25,4	25,6	25,3	23,5	20,5	16,2	13,5	10,0	
SC 400	SC 400T	4	3	3,8	3,8	17,0	6,9	30,3	30,8	30,7	29,1	26,1	22,0	19,5	16,7	13,6
-	SC 550T	5,5	4	-	5,0	-	9,1	37,4	37,8	37,9	36,8	34,3	30,2	28,2	25,5	20,7



TYPE		DIMENSIONS (mm)													 Kg	
1-	3-	A	B	C	D	E	F	H1	H2	DNA	DNM	I	L	M	1-	3-
SC 300	-	105	70	465	240	190	240	126	306	3" G	2" G	530	280	355	38	-
-	SC 300T	105	70	425	240	190	240	126	306			530	280	355	-	35
SC 400	-	105	70	480	240	190	240	126	306			530	280	355	45,5	-
-	SC 400T	105	70	465	240	190	240	126	306			530	280	355	-	38,5
-	SC 550T	105	70	480	240	190	240	126	306			530	280	355	-	45,5