



Drainage pumps for emptying pits and cisterns, for gardening; completely constructed in anticorrosive material. Brass insert on the delivery opening (SP 80/100 - SPV 80/100). The single-phase version includes a built-in capacitor, a thermal protector and it can be equipped with a float switch.



SP 40  
SP 80  
SPV 80



SP 60  
SP 100  
SPV 100



White water

## Construction features

**Pump body** polypropylene



**Impeller** Noryl®

**Mechanical seal** double lip seal on ceramic bush

**Motor shaft** stainless steel AISI 416 with ceramic bush

**Free passage**  
Ø max 4 mm (SP 40/60)  
Ø max 7 mm (SP 80/100)  
Ø max 15 mm (SPV 80/100)

**Max submergence** 5 m

**Liquid temperature** 0 - 40 °C

**Cable**  
H05 RN8F, 10 m (SP 40/60)  
H07 RN8F, 10 m (SP 80/100, SPV 80/100)

**G** float switch

## Motor

3- 400V - 50Hz  
(SPV 80/100)

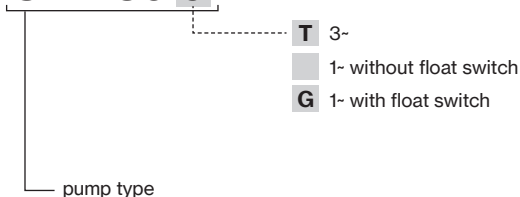
**2 Poles induction motor**

1- 230V - 50Hz  
(with thermal protection)

**Insulation class** F

**Protection degree** IPX8

## SPV 80 G



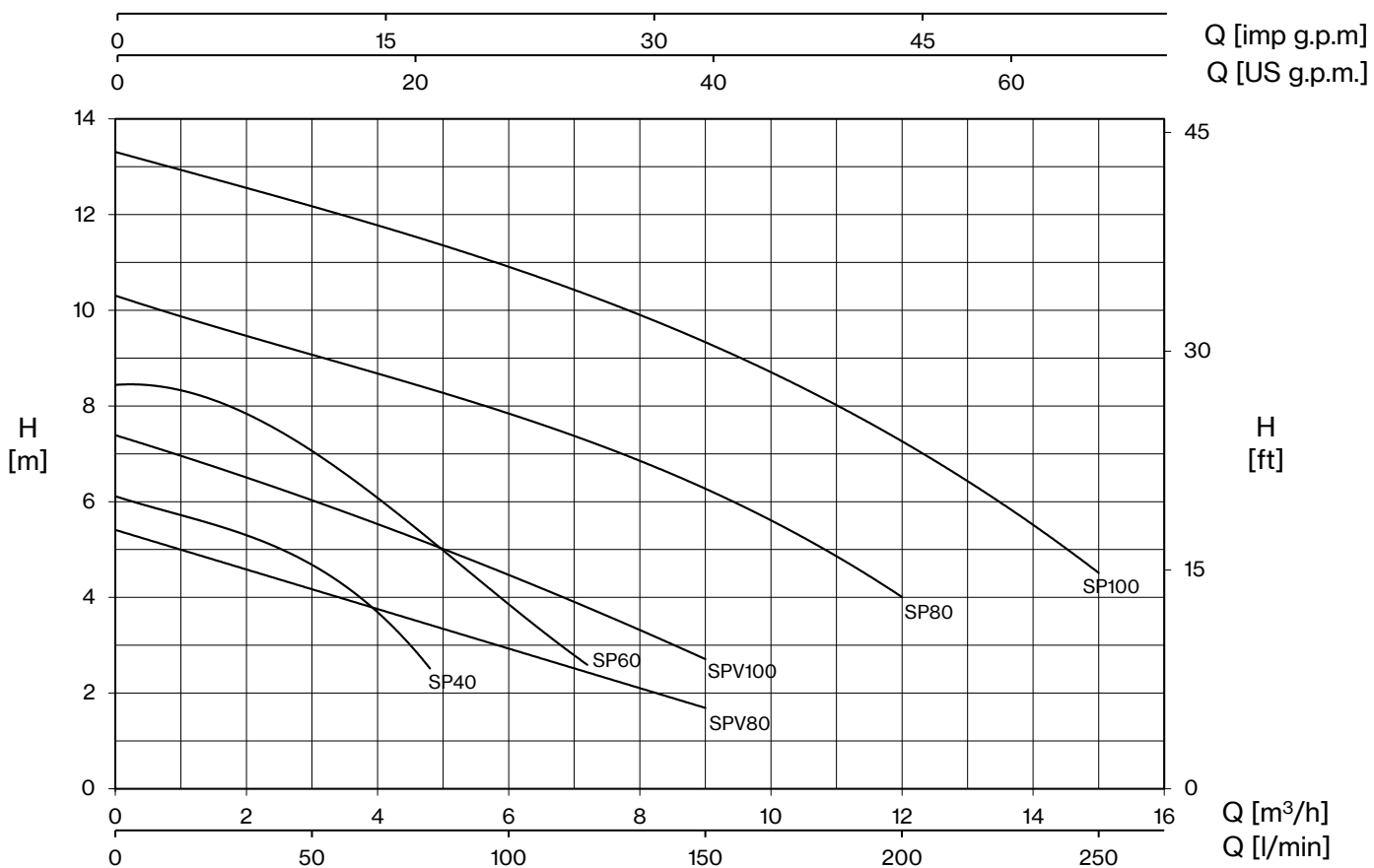
TYPE	LOTS			
	TRUCK		CONTAINER	
	PALLET (cm)	N° pumps	PALLET (cm)	N° pumps
SP 40-60	80×120×175	135	80×120×205	162
SP 80-100	80×120×145	57	80×120×190	76
SPV 80-100	80×120×145	57	80×120×190	76



SP



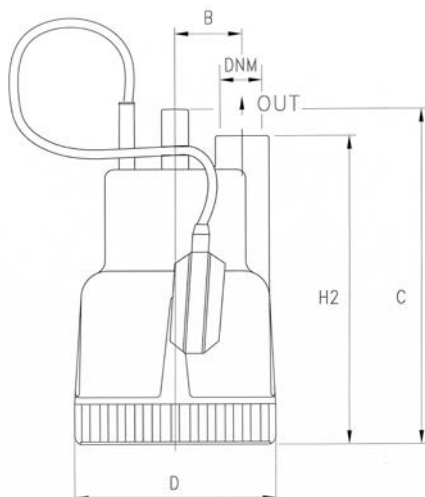
SPV




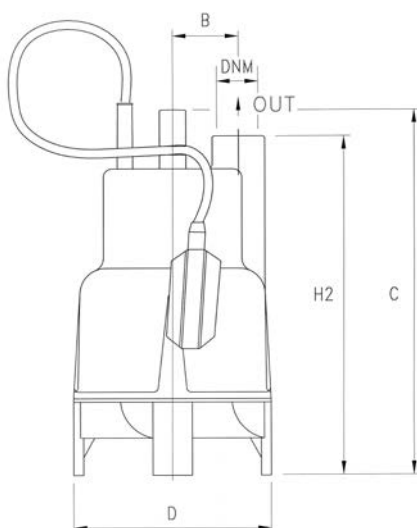
TYPE - 50 Hz		P1	CURRENT		Q (m³/h - l/min)										
1-	3-		1- 230V	3- 400V	0	1,2	2,4	3	3,6	4,8	6	7,2	9	12	15
					0	20	40	50	60	80	100	120	150	200	250
		kW	A		H (m)										
SP 40 (G)	-	0,2	1	-	6,1	5,7	5,0	4,7	4,2	2,5					
SP 60 (G)	-	0,4	2,1	-	8,5	8,1	7,6	7,2	6,7	5,0	3,9	2,6			
SP 80 (G)	SP 80T	0,8	3,7	1,8	10,3			9,1	8,8	8,3	7,8	7,3	6,3	4,0	
SP 100 (G)	SP 100T	1,05	5,1	2,3	13,3			12,2	12,0	11,5	10,9	10,3	9,3	7,3	4,5


TYPE - 50 Hz		P1	CURRENT		Q (m³/h - l/min)			
1-	3-		1- 230V	3- 400V	0	3	6	9
					0	50	100	150
		kW	A		H (m)			
SPV 80 (G)	SPV 80T	0,5	2,6	1,2	5,4	4,2	2,9	1,7
SPV 100 (G)	SPV 100T	0,75	3,8	1,7	7,4	5,8	4,7	2,7

# SP/SPV



TYPE		DIMENSIONS (mm)								Kg
1~	3~	B	C	D	H2	DNM	I	L	M	
SP 40 (G)	-	50	250	150	230	1" G	170	200	320	5
SP 60 (G)	-	50	250	150	230	1" G	170	200	320	6,5
SP 80 (G)	SP 80T	55.5	296	176	276	1" ¼ G	185	230	310	8,5
SP 100 (G)	SP 100T	55.5	296	176	276	1" ¼ G	185	230	310	10



TYPE		DIMENSIONS (mm)								Kg
1~	3~	B	C	D	H2	DNM	I	L	M	
SPV 80 (G)	SPV 80T	55.5	331	176	310	1" ¼ G	185	230	345	8,5
SPV 100 (G)	SPV 100T	55.5	331	176	310	1" ¼ G	185	230	345	10