



Drainage pumps with set-back Vortex type impeller for pumping charged waters and liquids with suspended solids; ideal for civil and household applications. The single-phase version includes a built-in capacitor, a thermal protector and it can be equipped with a float switch.



## Construction features

**Pump body** stainless steel with openings 1½" and 2"

**Shell, motor cover, base support** stainless steel



**Impeller** stainless steel Vortex type

**Mechanical seal** double seal with oil barrier; silicon carbide on pump side, sealing ring on motor side

**Motor shaft** stainless steel AISI 430

**Free passage** Ø max 28 mm

**Max submergence** 5 m

**Liquid temperature** 0 - 40 °C

**Cable** H07 RN8F, 10 m

**G** float switch

## Motor

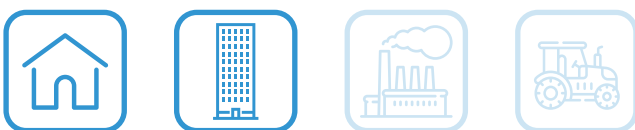

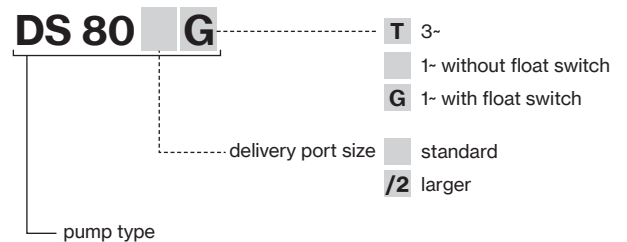
3~ 400V - 50Hz

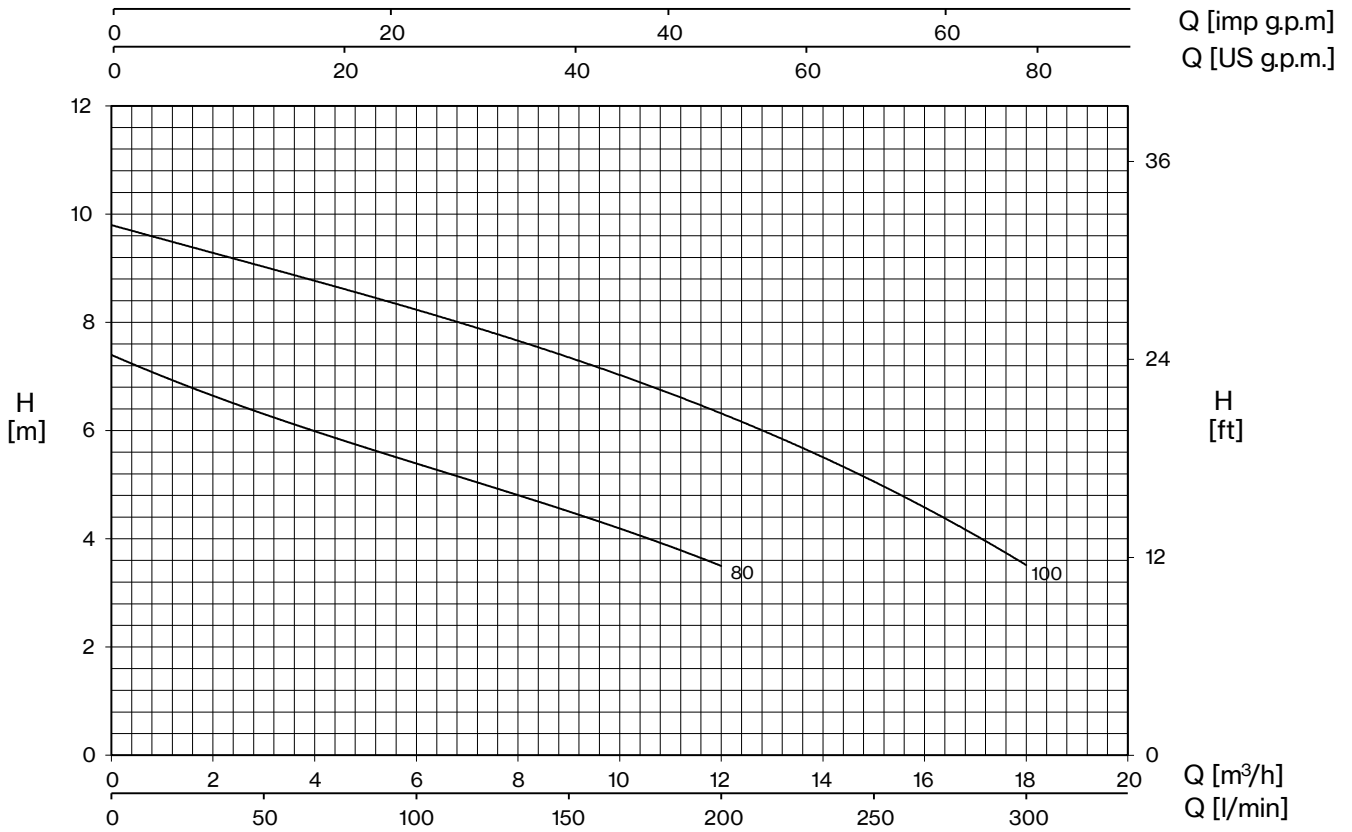
**2 Poles induction motor** 1~ 230V - 50Hz  
(with thermal protection)

**Insulation class** F

**Protection degree** IPX8

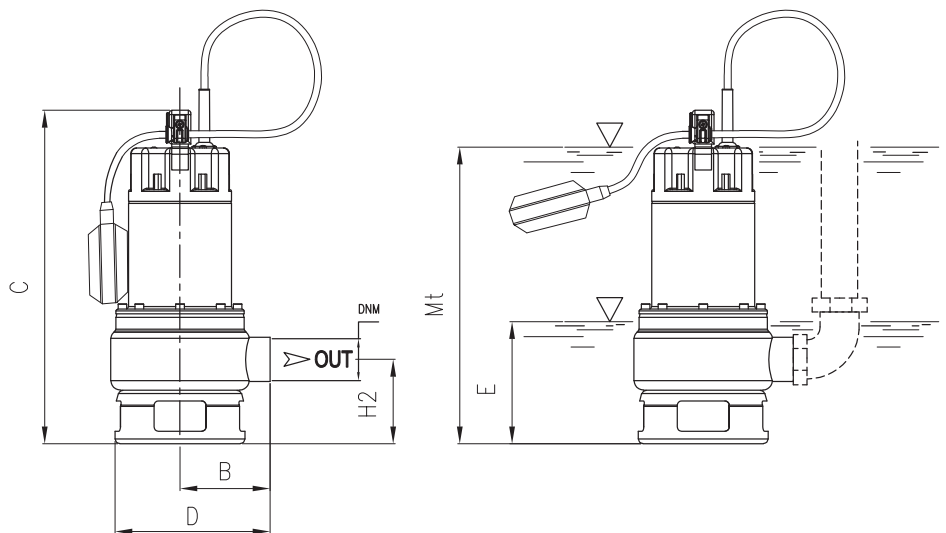
TYPE	LOTS			
	TRUCK		CONTAINER	
	PALLET (cm)	N° pumps	PALLET (cm)	N° pumps
DS	80×120×145	48	80×120×190	76





TYPE - 50 Hz		P1	CURRENT		Q (m³/h - l/min)						
1~	3~		1- 230V	3- 400V	0	3	6	9	12	15	18
		kW	A		H (m)						
DS 80 (G)	DS 80T	1050	4,7	2,2	7,4	6,3	5,4	4,5	3,5		
DS 80/2 (G)	DS 80/2T	1050	4,7	2,2	7,4	6,3	5,4	4,5	3,5		
DS 100 (G)	DS 100T	1350	6,2	2,8	9,8	9	8,3	7,3	6,3	5,1	3,5
DS 100/2 (G)	DS 100/2T	1350	6,2	2,8	9,8	9	8,3	7,3	6,3	5,1	3,5

E: maximum emptying level  
Mt: minimum liquid level for continuous duty



TYPE		DIMENSIONS (mm)										
1~	3~	B	C	D	E	H2	Mt	DNM	I	L	M	Kg
DS 80 (G)	DS 80T	104	400	183	125	112	280	1" 1/2 G	250	183	448	10,5
DS 80/2 (G)	DS 80/2T	114	400	183	125	112	280	2" G	250	183	448	10,5
DS 100 (G)	DS 100T	104	400	183	125	112	280	1" 1/2 G	250	183	448	12
DS 100/2 (G)	DS 100/2T	114	400	183	125	112	280	2" G	250	183	448	12